

**ADDENDUM NO. 001**

**PROJECT INFORMATION:** Cerro Coso Community College Bookstore and Office Renovation

Kern Community College District  
Bakersfield, CA 93301

Addendum Dated: **October 18, 2023**

---

**NOTICE TO PROPOSERS OR THEIR AGENTS FIGURING THIS WORK**

You are hereby notified of the following changes to

---

**TIME AND PLACE OF BID:** October 24, 2023 2:00 pm  
Cerro Coso Community College, M&O, 3000 College Heights Blvd, Ridgecrest CA, 93555

---

- Item No. 1: Remove, patch and paint Bookstore sign above current bookstore. Match existing paint color.
- a. See Attachment A for the location of sign next to work site.
- Item No. 2: Contractor will be supplying light fixtures.
- a. See Attachment B and drawing sheet A 5.00 for specification.

**END OF ADDENDUM NO. 1**


*C. Beltramo* 10/18/2023  
\_\_\_\_\_  
Name  
Kern Community College District  
Bakersfield, CA 93301

\_\_\_\_\_  
Proposer's Acknowledgment

# Attachment A

**BOOKSTORE**





## KT-CBLED30PS-24B-8CSA-VDIM LED CENTER BASKET FIXTURE

### DESCRIPTION

2' x 4' LED Center Basket Fixture | 120 – 277V Input |  
Frosted Lens | 0 – 10V Dimming

### APPLICATION

Used for commercial recessed ceiling applications



### PRODUCT FEATURES

- Features Keystone Color Select technology. Adjust CCT between 3500/4000/5000K
- Features Keystone Power Select technology. Adjust power between 30W, 25W, and 20W
- Powered by Keystone 0 – 10V dimming LED drivers with 12V Aux
- Architectural grade center basket volumetric design
- Ambient operating temperature: -20°C/-4°F to 50°C/122°F
- Compatible with Keystone SmartSafe emergency backups
- Available with Keystone’s Smart Loop Bluetooth™ mesh wireless system, with features such as high-end trim, grouping, occupancy/vacancy sensing, and scheduling.
- Low optical flicker
- THD: < 20%
- Power factor > 0.95
- IC Rated

### POWER AND COLOR TEMPERATURE SELECTABILITY


- Keystone Color Select Technology: Adjustable CCT (3500/4000/5000K)
- Keystone Power Select Technology: Adjustable Wattage (30/25/20W)

### PRODUCT SPECIFICATIONS

Catalog Number	Input Voltage	Wattage	CCT	Lumen Output	Efficacy	CRI	Power Factor	Lifetime
KT-CBLED30PS-24B-8CSA-VDIM	120–277V	30W	3500K	3,840	128 lm/W	> 80	> 0.90	50,000 hrs
			4000K	3,870	129 lm/W			
			5000K	3,900	130 lm/W			
		25W	3500K	3,350	134 lm/W			
			4000K	3,375	135 lm/W			
			5000K	3,400	136 lm/W			
		20W	3500K	2,740	137 lm/W			
			4000K	2,760	138 lm/W			
			5000K	2,780	139 lm/W			

### ONE CATALOG NUMBER WITH 9 DIFFERENT OPTIONS

\* Preset to highest lumen output (30W / 5000K)  
\* Color Uniformity: CCT (Correlated Color Temperature) range as per guidelines outlined in ANSI C78.377-2017.

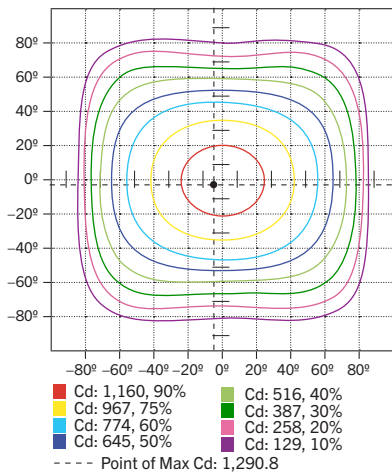


# KT-CBLEDD30PS-24B-8CSA-VDIM

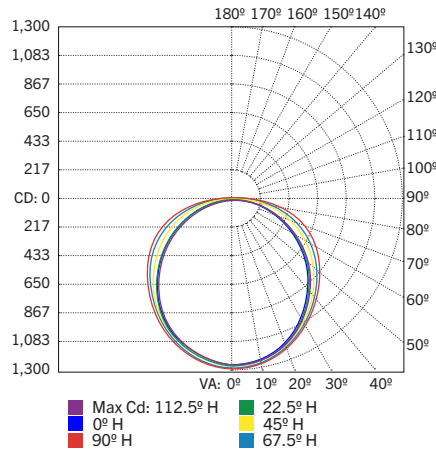
## LED CENTER BASKET FIXTURE

### PHOTOMETRIC SPECIFICATIONS

#### ISOCANDELA PLOT



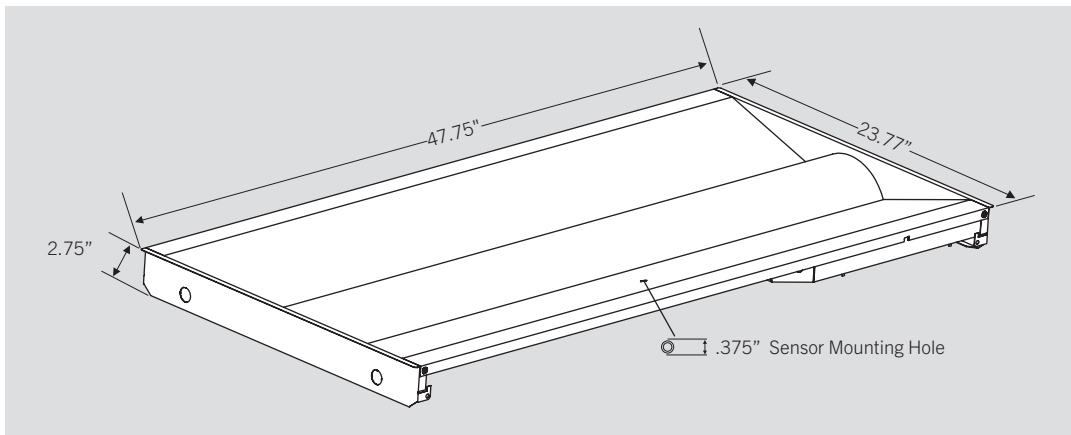
#### POLAR CANDELA DISTRIBUTION



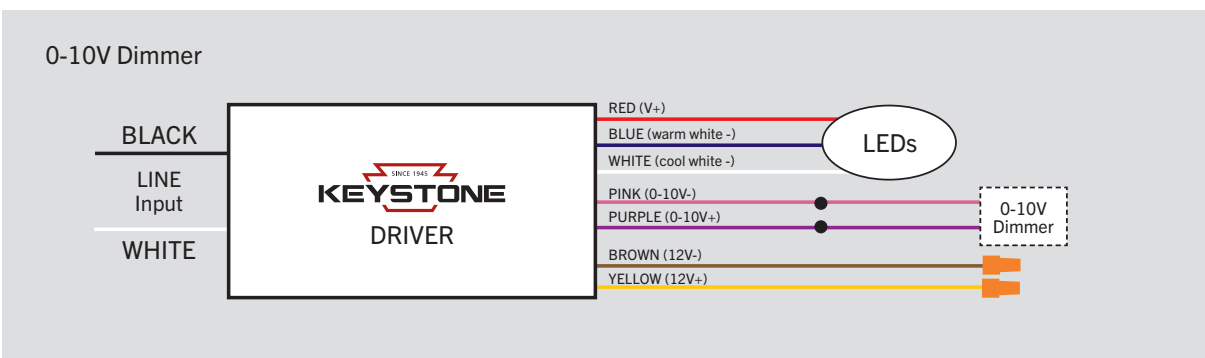
#### ZONAL LUMEN SUMMARY


Zone	Lumens	% Luminaire
0-60	2906.8	74.30%
60-90	993.3	25.40%
0-90	3911.0	100%

### PHYSICAL SPECIFICATIONS



### WIRING DIAGRAMS

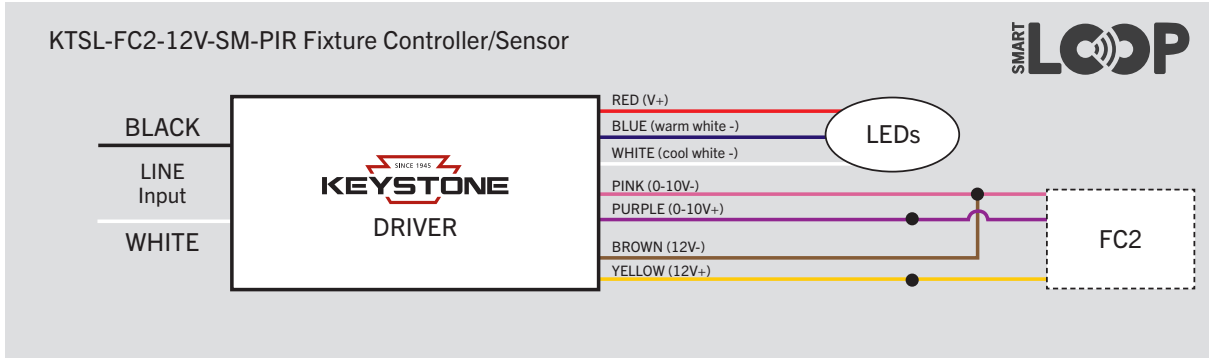




# KT-CBLEDD30PS-24B-8CSA-VDIM

## LED CENTER BASKET FIXTURE

### WIRING DIAGRAMS (CONTINUED)



### ACCESSORIES

#### SENSORS

Factory-Installable OR Field-Installable (field-installable purchased separately)

✓	SUFFIX*	CATALOG NUMBER	DESCRIPTION	UPC	EASY CODE
	/FC2	KTSL-FC2-12V-SM-PIR	Bluetooth mesh wireless low voltage individual fixture controller for SmartLoop system with integrated daylight and PIR motion sensors.	843654135236	TCM-01


Keystone SmartLoop is a DLC qualified network lighting control solution, offering advanced functions such as complete wireless control, zoning, high-end trim, occupancy/vacancy sensing, scene setting, and scheduling. To learn more about smartloop, please visit <http://www.keystonetech.com/smartloop>



\* FOR FACTORY INSTALLATION OF ACCESSORY, ADD SUFFIX TO FIXTURE PART NUMBER (SEE ORDERING EXAMPLES AND INSTRUCTIONS ON LAST PAGE OF SPEC SHEET).


Field-Installable / Field-Use ONLY (purchased separately)

CATALOG NUMBER	DESCRIPTION	UPC	EASY CODE
KTSL-WS1-B-SG /G2	Bluetooth mesh wireless battery powered wall switch for SmartLoop system	843654141695	FYH-31
KTSL-TK1-USB	Bluetooth mesh wireless battery backup time keeper, for relaying time to system components after a power loss.	843654129280	OHS-86



(Accessories continued on next page)





# KT-CBLED30PS-24B-8CSA-VDIM

## LED CENTER BASKET FIXTURE

**ACCESSORIES** (continued)

**MOUNTS AND BRACKETS**

Field-Installable / Field-Use **ONLY** (purchased separately)

CATALOG NUMBER	DESCRIPTION	UPC	EASY CODE
KT-CBLED-SM-24-KIT	Surface Mount Kit for 2x4 LED Center Basket Troffers	843654127606	QWL-39
KT-CBLED-RMF-24-KIT	Recessed Mount Flange Kit for 2x4 Center Basket Fixtures	843654132976	UIO-18



**STEP-DOWN TRANSFORMERS**

Factory-Installable **OR** Field-Installable (field-installable purchased separately)

✓	SUFFIX*	CATALOG NUMBER	DESCRIPTION	UPC	EASY CODE
	/480 <sup>†‡</sup>	KTAT-250-480-277 /SF	Fully enclosed, single flex step-down transformer for LED high bay fixtures (250VA or lower)	843654102931	XIM-17



\* FOR FACTORY INSTALLATION OF ACCESSORY, ADD SUFFIX TO FIXTURE PART NUMBER (SEE ORDERING EXAMPLES AND INSTRUCTIONS ON LAST PAGE OF SPEC SHEET).  
 † FACTORY INSTALLATION OF STEP-DOWN TRANSFORMER UNITS WILL AUTOMATICALLY INCLUDE ANY RELEVANT MOUNTING BRACKET.  
 ‡ STEP-DOWN TRANSFORMERS CANNOT BE ORDERED IN CONJUNCTION WITH STANDARD SJTOW CORD SET OPTIONS (CONTACT KEYSTONE SALES REP FOR AVAILABLE CUSTOM OPTIONS IF NEEDED).



# KT-CBLED30PS-24B-8CSA-VDIM


## LED CENTER BASKET FIXTURE

**ACCESSORIES** (continued)

**CORD SETS**

Factory-Installable OR Field-Installable (field-installable purchased separately)

✓	SUFFIX*	CATALOG NUMBER	DESCRIPTION	UPC	EASY CODE
	/515P6	KT-CS-515P-6-18/3	Cord set for high bay; 125V NEMA 5-15P; straight blade plug; 6' SJTOW cable; 18/3 wire	843654140124	UKH-26
	/L715P10	KT-CS-L715P-10-16/3	Cord set for high bays; 277V NEMA L7-15P; twist lock plug; 10' SJTOW cable; 16/3 wire	843654140131	SFV-88
	/L615P10	KT-CS-L615P-10-16/3	Cord set for high bays; 250V NEMA L6-15P; twist lock plug; 10' SJTOW cable; 16/3 wire	843654140148	ZQS-05
	/L515P10	KT-CS-L515P-10-16/3	Cord set for high bays; 250V NEMA L5-15P; twist lock plug; 10' SJTOW cable; 16/3 wire	843654140155	GVH-22
	/L715P6	KT-CS-L715P-6-16/3	Cord set for high bays; 277V NEMA L7-15P; twist lock plug; 6' SJTOW cable; 16/3 wire	843654140162	DVU-44
	/L615P6	KT-CS-L615P-6-16/3	Cord set for high bays; 250V NEMA L6-15P; twist lock plug; 6' SJTOW cable; 16/3 wire	843654140179	LCW-66
	/L515P6	KT-CS-L515P-6-16/3	Cord set for high bays; 250V NEMA L5-15P; twist lock plug; 6' SJTOW cable; 16/3 wire	843654140186	POC-82
	/NP10	KT-CS-NP-10-16/3	Cord for high bays; no plug; inners 1/2" strip on both ends; 10' SJTOW cable; 16/3 wire	843654140193	YOH-90
	/NP6	KT-CS-NP-6-16/3	Cord for high bays; no plug; inners 1/2" strip on both ends; 6' SJTOW cable; 16/3 wire	843654140216	HUB-73
	/NP15	KT-CS-NP-15-16/3	Cord for high bays; no plug; inners 1/2" strip on both ends; 15' SJTOW cable; 16/3 wire	843654140209	EYD-18

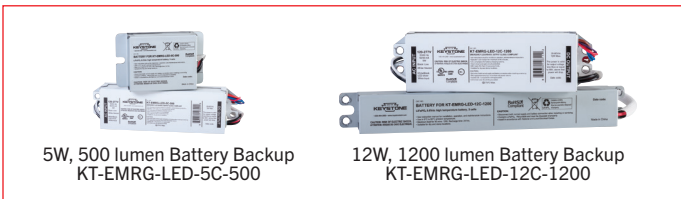


\* FOR FACTORY INSTALLATION OF ACCESSORY, ADD SUFFIX TO FIXTURE PART NUMBER (SEE ORDERING EXAMPLES AND INSTRUCTIONS ON LAST PAGE OF SPEC SHEET).  
 NOTE: FOR CORD SETS NOT LISTED HERE, PLEASE CONTACT YOUR KEYSTONE SALES REP.

**EMERGENCY BACKUP**


Factory-Installable OR Field-Installable (field-installable purchased separately)

✓	SUFFIX*	CATALOG NUMBER	DESCRIPTION	UPC	EASY CODE
	/EM5 <sup>†</sup>	KT-EMRG-LED-5C-500	5W, 500 lumen Smart Safe emergency backup, CEC T20 Compliant	843654103099	JTR-48
	/EM12 <sup>†</sup>	KT-EMRG-LED-12C-1200	12W, 1200 lumen Smart Safe emergency backup, CEC T20 Compliant	843654103112	OJQ-32



\* FOR FACTORY INSTALLATION OF ACCESSORY, ADD SUFFIX TO FIXTURE PART NUMBER (SEE ORDERING EXAMPLES AND INSTRUCTIONS ON LAST PAGE OF SPEC SHEET).  
<sup>†</sup> FACTORY INSTALLATION OF EMERGENCY BACKUP UNITS WILL AUTOMATICALLY INCLUDE ANY RELEVANT MOUNTING BRACKET.

(Accessories continued on next page)



# KT-CBLED30PS-24B-8CSA-VDIM

## LED CENTER BASKET FIXTURE

### ORDERING INFORMATION

Catalog Number	Pack Quantity	Easy Code	UPC
KT-CBLED30PS-24B-8CSA-VDIM	TBD	FLY-03	843654134796

### CATALOG NUMBER BREAKDOWN

# KT-CBLED30PS-24B-8CSA-VDIM


1
2
3
4
5
6
7
8
9
10

- |   |  |  |   |                     |
|---|--|--|---|---------------------|
| <p><b>1</b> Keystone Technologies</p> <p><b>2</b> LED Center Basket Fixture</p> <p><b>3</b> Wattage</p> <p><b>4</b> Power Select</p> <p><b>5</b> 2X4' Nominal Length</p> <p><b>6</b> Form Factor</p> <p><b>7</b> 800 Series</p> | <p><b>8</b> Color Select</p> <p><b>9</b> Color Select Designation</p> <p><b>10</b> 0–10V Dimming</p> | <p><b>9</b> Color Select Designation</p> <table style="width: 100%; border-collapse: collapse;"> <tr> <td style="border: 1px solid gray; padding: 2px;">A</td> <td style="border: 1px solid gray; padding: 2px;">3500K, 4000K, 5000K</td> </tr> </table> | A | 3500K, 4000K, 5000K |
| A   | 3500K, 4000K, 5000K  |  |   |                     |

### ORDERING EXAMPLES


FIXTURE WITH MULTIPLE FACTORY-INSTALLED ACCESSORIES\*

**KT-CBLED30PS-24B-8CSA-VDIM /G2/FC2/L715P6/EM5**




FIXTURE WITH MULTIPLE FACTORY-INSTALLED ACCESSORIES\*

**KT-CBLED30PS-24B-8CSA-VDIM /G2/FC2/EM5/480**




FIXTURE WITH TWO FACTORY-INSTALLED ACCESSORIES\*

**KT-CBLED30PS-24B-8CSA-VDIM /G2/FC2/480**




FIXTURE WITH SINGLE FACTORY-INSTALLED ACCESSORY

**KT-CBLED30PS-24B-8CSA-VDIM /G2/FC2**



FIXTURE WITH NO FACTORY-INSTALLED ACCESSORIES

**KT-CBLED30PS-24B-8CSA-VDIM /G2**



#### KEYSTONE FIXTURE

CATALOG NUMBER
KT-HBLED60-1.5F-840-VDIM-P /G2

#### SENSORS

<input checked="" type="checkbox"/>	SUFFIX	CATALOG NUMBER
<input checked="" type="checkbox"/>	/FC2	KTSL-FC2-12V-SM-PIR

#### CORD SETS

<input checked="" type="checkbox"/>	SUFFIX	CATALOG NUMBER
<input checked="" type="checkbox"/>	/L715P6	KT-CS-L715P-6-16/3

#### EMERGENCY BACKUP

<input checked="" type="checkbox"/>	SUFFIX	CATALOG NUMBER
<input checked="" type="checkbox"/>	/EM5	KT-EMRG-LED-5C-500

#### STEP-DOWN TRANSFORMERS

<input checked="" type="checkbox"/>	SUFFIX	CATALOG NUMBER
<input checked="" type="checkbox"/>	/480	KTAT-250-480-277 /SF

NOTE: STEP-DOWN TRANSFORMERS CANNOT BE ORDERED IN CONJUNCTION WITH STANDARD SJTOW CORD SET OPTIONS (CONTACT KEYSTONE SALES REP FOR AVAILABLE CUSTOM OPTIONS IF NEEDED).

\* WHEN ORDERING MORE THAN ONE FACTORY-INSTALLED ACCESSORY, USE MULTIPLE SUFFIXES AS SHOWN IN THE ORDERING EXAMPLES ABOVE.  
NOTE: ALL ACCESSORIES CAN ALSO BE ORDERED SEPARATELY FOR FIELD INSTALLATION USING JUST THEIR REGULAR CATALOG NUMBER, UPC, OR EASY CODE.